

# PDX Mini - White

Channel Letter Lighting | 2" - 5" Channel Letter Depth

Project	Type
Catalog Number	

Rev #

7/10/18-1


## Description

PDX Mini can easily fit in strokes as narrow as one half inch making it the ideal choice for small applications. PDX Mini will provide bright and consistent illumination in can depths as shallow as 2 inches. This small but mighty module is sure to make your sign stand out from the rest.



## Features

- L70 lifetime of >200,000 hours\*
- Tiny white LED module sized for small channel letters
- Available in CCTs ranging from 3000K to 6500K
- Module runs off 12VDC, Class 2 power source
- 120° beam angle
- Illuminates a stroke of up to 3 inches in a 3 inch deep can
- 4 modules per foot
- 7-year warranty
- Dimmable through 0-10V dimmer\*\*
- Utilizes the patented Quick Connect tab system



## Certifications

- UL Recognized (E226833)



Energy Data	6500K	5000K	4000K	3000K
Input Voltage (VDC)	12	12	12	12
Module Level Power (W/ft.)	1.7	1.7	1.7	1.7
Delivered Lumens (Lm/ft.)	180	170	170	160
Efficacy (L/W)	106	100	100	94
Viewing Angle (°)	120	120	120	120
L70 Calculated Life (Hrs.)*	>200,000	>200,000	>200,000	>200,000
Operating Temperature (°C)	- 40 to 50	- 40 to 50	- 40 to 50	- 40 to 50
Dimming	0-10V	0-10V	0-10V	0-10V

\* US LED product 'Lifetimes' refer only to the LED light engine, not the power source, and are based on the Illuminating Engineering Society's TM21 Calculated Lumen Maintenance methodology at a 25°C/77°F ambient temperature. The lifetimes are solely meant to be a guide for expected LED degradation and not a warranty or predictive of their actual life, which can be affected by ambient temperatures and other factors.

\*\* Requires dimmer module DCA-10-120

## Ordering Information

Series	LED count	Input Voltage	CCT
TP4	1 - 1 LED	12 - 12V	W - 6500K W50 - 5000K W40 - 4000K W30 - 3000K

Example: TP4-1-12-W

## Maximum stroke

2" Deep Can	2" Stroke at 6 modules/foot***
3" Deep Can	3" Stroke at 4 modules/foot
5" Deep Can	5" Stroke at 4 modules/foot

\*\*\* Requires modules be spaced 2" from module to module in a single run

## Power Supply Loading Specs

Series	CCT	Min # of Modules	Max # of Modules	Part Number
12V-60W Load	All	30	140	PSA-12-60
12V-12W Load	All	6	29	PSA-12-12

Distributed by:



**Piedmont Plastics®**  
where solutions take shape

For more information visit  
[www.piedmontplastics.com](http://www.piedmontplastics.com)

# PDX Mini - White

Channel Letter Lighting | 2" - 5" Channel Letter Depth

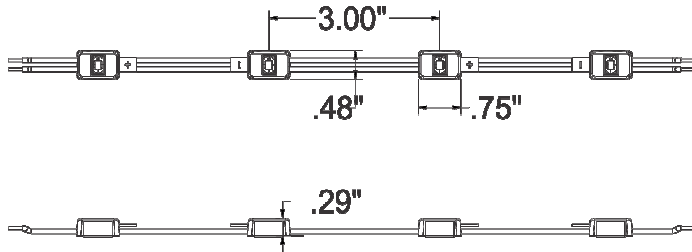
Project	Type
Catalog Number	

Rev #

7/10/18-1

## Specifications

Dimensions: 1.1" x 0.5" x 0.35"

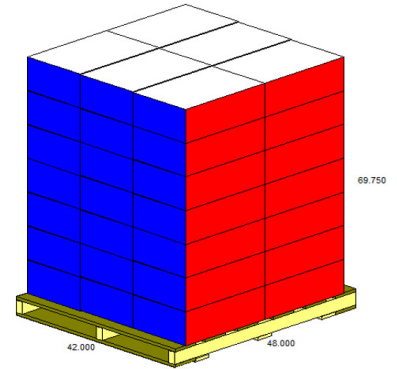


## Packaging Information

Master Case	936 Modules - 234 Feet
Inner Case	312 Modules - 78 Feet
Tray	104 Modules - 26 Feet
Pallet	42 Master Cases

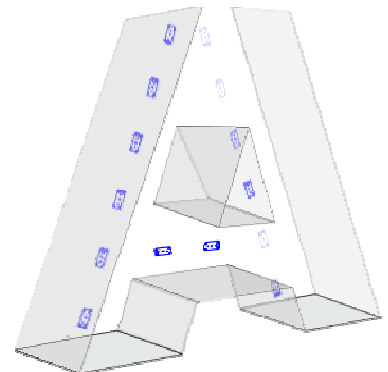
42" x 48" x 69.75"

42 Master Cases  
39312 Modules  
9828 Feet



## Don't forget our complimentary signage layouts.

We pride ourselves on quality service. Our signage layout team is no exception. In the fast-paced industry of signage, we offer a free layout service with a quick turnaround. Our specialty is providing you with a cost effective layout using our wide variety of signage products. To request a signage layout please email to [estimate@usled.com](mailto:estimate@usled.com). We accept artwork in the following formats: JPG, GIF, BMP, PDF, EPS, DXF, DWG, CDR, and AI.



Distributed by:



For more information visit  
[www.piedmontplastics.com](http://www.piedmontplastics.com)