

SUPER K2

HIGH OUTPUT 24V SUMMIT SERIES



ILT INNOVATIONS

Products • Capabilities • Applications

InternationalLight
TECHNOLOGIES

SUPER K2 Retrofit System.

The most versatile sign retrofit system on the market.

This all around retrofit system requires, no need for costly surveys, no extra wasted sticks, just load the truck and go, retrofit all of your signs with one super product.

Applications:


- Double Face Cabinets
- Channel Letters
- Shallow Single Face Cabinets
- Illuminated Awnings

Features:

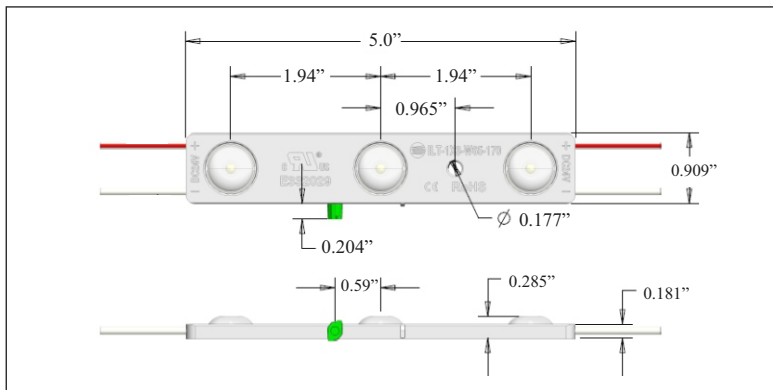
- K2 TurnLoc Mounting System
- 3, Nichia 3030 SMD per module
- 180 Degree beam angle
- 1 module per ft
- 3M VHB double faced tape plus Mechanical Fasteners.
- Low power draw, 28 ft of modules on a 24 volt 100 watt power supply.
- Lumen out-put for White-358-362 lm per module
- Controlled color consistence, 6500K color temperature.
- Constant Current Technology on the board.
- NEMA 6-6p or IP67 Rated.

Specifications:


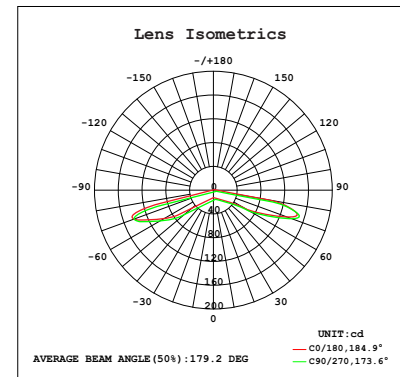
Super K2 "Summit" Series	Operating Voltage	Power Dissipation	Peak wavelength	Viewing angle	Luminous flux/ ft		Modules/ ft	LED quantity	Qty on 100W power supply	Measure (LxWxH)
	(v)	(W)	(nm)		(lm/ft)			(pc/module)		
					min	max				
ILT-1X3-W65-180	24	3.5	6500k	180	358	362	1	3	28 modules/28ft	5"x.0.875"x 0.1875"



Mechanicals:



Lens Optics:



Super K2 ILT-1X3-W65-180 mounted to the ILT-RAIL-K2-96 for double faced internally illuminated sign cabinet.



Distributed by:

Piedmont Plastics®
where solutions take shape

For more information visit
www.piedmontplastics.com